

DAY 3 ★ DAVID



**THE LORD WILL
SAVE YOU
THE BATTLE
BELONGS TO THE LORD**



★ **GOD OF THE UNDERDOGS** ★

Vacation Bible School

DAY 3

**THE LORD WILL SAVE YOU.
THE BATTLE BELONGS TO THE LORD.**

**I SAMUEL
17:37, 47**

Overview

Day 3 Theme - The LORD will save you. The battle belongs to the LORD.

Scripture Focus - I Samuel 17: 37, 47

Memory Verse - I Samuel 17: 47a - The Lord doesn't save by using a sword or a spear.

And everyone who is here will know it. The battle belongs to the Lord.


Gally Gator Games - David and Goliath Stone Toss

Snack in Lennie Lion Lounge - David's 5 Smooth Stones

Callie Cat Crafts - My 5 Smooth Stones

Pennie Penguin Missions Focus - CIS Serving People with Special Needs - Ukraine & Russia

Doc Duck Discipleship - Goliaths in My Life



Opening Session



Welcome - A very effective way to signal to the children that it is time to begin, is by opening with a song. Based on the music you determine to use for your VBS, select a song or two that you will use as your opening music. As the week moves on, children will pick up on the fact that when they hear this music, it is time to get things started.

Greetings - Take a moment to welcome the children, expressing how excited you are that they have come to VBS. Introduce yourself and your rotation leaders again, along with the other volunteer or staff members that the kids will be interacting with during Day 3 of VBS.

Opening Prayer - Invite Christ into your VBS by opening each night with a prayer. You might consider asking someone different each night to offer this prayer.

Opening Skit - Take a moment to introduce the opening skit by reading the following:

All this week, we have been introduced to a number of friends who have been helping us learn about God and His love for us. This includes those who are sometimes called underdogs. An underdog is someone who may feel that the whole world is against them. They may think that they are not important, and that nothing they do makes a difference. As we have already learned during the first two days of VBS, when someone puts their trust in God, they are never really underdogs. When you feel like an underdog, remember that God is always their for you. Our Day 2 Underdog, Pennie Penguin is back with us today, and she has brought with her our Day 3 Underdog, Doc Duck.

Mission Offering Project - The Kids Reaching Kids Mission Offering Project for 2015 is called *In His Name: A Place for Children with Special Needs*. The Scripture basis is from Matthew 18:5, NIRV, *Anyone who welcomes a little child like this in my name welcomes me*. To find additional information, including promotional videos, visit krknaz.com.

Concluding the Opening Session - A great way to get the kids fired up as they prepare to move onto the VBS rotations that you have planned is to have the children sing another song. The song you use as you close the opening session can also be used at the end of the night to open the closing session.



Day 3 Opening Skit



OPENING SKIT

As the skit opens, we find the Day 2 Underdog, Pennie Penguin, holding a tablet or a small laptop, and wearing a set of headphones that are plugged into the device. She is enjoying watching a video.

To add to the setting, consider having Pennie sing along to a song from a recent movie featuring penguins that the children attending your VBS would be familiar with. There have been scores of movies made recently featuring characters who are penguins, so you should have no shortage of options to choose from. Our Day 3 Underdog, Doc Duck, enters the stage to find Pennie enjoying what she is watching, totally oblivious to the fact that Doc Duck has entered the room.

Pennie Penguin: (Pennie has a big smile on her face and is singing along with a song from the movie she is watching.) This penguin should win an Academy Award. What a performance!

Doc Duck: Pennie? (Doc speaks in normal voice.) Pennie? (Doc says a little louder, as he realizes that Pennie may not be able to hear him.) **PENNIE!** (Doc finally shouts, which startles Pennie, almost causing her to drop the device she is holding.)

Pennie: (Composing herself, and removing the headphones from her ears.) Oh, Doc Duck. (Once again have your workers prepared to respond by shouting "Goose" everytime Doc's full name Doc Duck is said during the skit. It should not take long until the children also start to catch on.)

Doc Duck: (Hearing "Goose" being shouted from the crowd, Doc pauses for a moment, almost startled by the response.) Did you hear that?

Pennie: Did I hear what?

Doc: It sounded like someone shouted Goose.

Pennie: I did not hear anything Doc Duck. (Goose is one again shouted from the crowd.)

Doc: (Once again, Doc is somewhat startled by what he hears.) You can't tell me you did not hear it that time, can you?

Pennie: I am not sure what you are hearing Doc, but is there something I can do for you?

Doc: Oh.... yes...., I almost forgot. I wanted to thank you for going to the judges of the fishing contest and making sure that birds were given a chance to complete. And I also wanted to congratulate you on such a fine showing in the contest.

Pennie: Well, thank you, Doc, and you are very welcome. We birds have got to stick together.

Doc: We birds? You mean you're a bird?

Pennie: Yes, penguins are birds. Why does nobody seem to know that?

Doc: Penguins are birds. Huh... you learn something new every day.

Pennie: Is there anything else I can help you with?

Doc: Well, actually, Pennie, there is. You see, after I won the fishing contest, I received a challenge to compete in another fishing contest.

Pennie: Well, congratulations. I am sure you will do great.

Doc: Well, that is the problem. You see this is a one-on-one fishing contest, and my opponent is no ordinary fisherman. It's a bear!

Pennie: Whoa.... a bear? Well, that is interesting. Are you going to accept the challenge?

Doc: Well... I mean... I want to. You see, after the judges of the contest we just competed in changed their mind and allowed birds to compete, I feel like I should do all I can to continue to help people see that birds are genuine firshermen. But a bear... I mean... what happens if I win, and it gets angy... and... well... wants to eat me?

(Continued on the next page.)



(Continue from the previous page)

Pennie: Doc, who wants to eat a Duck? (Goose is shouted from the crowd.)

Doc: (Pausing again after hearing the crowd and looking at Pennie to see if she acknowledges what he heard.) Well... I mean, a bear is so big, and I am so small, and well... the possibility has crossed my mind.

Pennie: Well then, don't take the challenge. They can't make you compete, can they?

Doc: No, they can't, but it is more than that. You see, well, us ducks, well... we are not exactly known for our bravery, and I want to help my fellow ducks feel good about themselves. If I don't accept the challenge, I feel like I might be letting them down.

Pennie: I see. But why are you asking me? I am only a penguin; and the last time I check, I am also a lot smaller than a bear.

Doc: Yes, I know that, but you showed a lot of bravery when you stood up for us birds against the judges; and I thought maybe you could tell me what made you so brave.

Pennie: Doc, the bravery I showed did not come from me.

Doc: It didn't?

Pennie: No. That bravery came from God.

Doc: Wow. Do you think God could help me be brave? Has He ever helped a little guy like me, be brave against a big guy like the bear?

Pennie: Actually, yes. He has. Have you ever heard the story of David?

Doc: David? (Doc pauses a moment to think.) Is he related to Donald?

Pennie: Donald who?

Doc: Donald Duck. (Goose is shouted from the crowd. This time Pennie seems to acknowledge that she also heard something, but she just shrugs her shoulders.)

Pennie: No, Doc. David was a king from the Bible. But before he became king, he had to face a giant named Goliath. Goliath was more than twice the size of David, and he had all kinds of big powerful weapons. But David was just a boy, a lowly shepherd.

Dpc: Sounds like David was a bit over-matched. What happened?

Pennie: David trusted in God. And, despite what seemed like a hopeless situation, David bravely faced Goliath with just a slingshot and five smooth stones. In fact, he only had to use one of those stones; and with God's power and strength, he defeated the giant.

Doc: Wow.... Then the giant didn't eat him or anything?

Pennie: No. Thankfully, nobody got eaten. But after David defeated the giant, it inspired his people; and they learned that the battle is not always for them to fight. When we face danger in our lives, we can pray to God, and He will be their for us. We too can learn that the Battle belongs to the Lord.

Doc: Wow, thanks, Pennie. That makes me feel a lot better. Do you think if I pray and ask God to help me against the bear, He will help me?

Pennie: Of course He will. But that does not necessarily mean that you will win the contest.

Doc: Pennie, I am not that concerned about winning. I just don't want to get eaten.

Pennie: Well, I think if you let God have the battle, He will be able to handle it.

Doc: Thanks, Pennie. Wish me luck.

Pennie: Good luck, Doc Duck. (Goose comes again from the crowd.) Ok, I heard it that time.

Closing Session

Welcome - As the children are returning for the closing sessions, have your music leader lead the children in one of the songs you used in the opening session. You may also choose to include a second song at this time.

Greetings - Take a moment to greet the children to the closing session. This is a perfect opportunity to review with the children what they learned during the Day 3 - Bible Story about David. Take some time to review the story and ask the children some key questions from the lesson. You may also choose to ask one of the children to recite the Day 3 - Memory Verse from I Samuel 17: 37, 47.

Closing Skit - Take a moment to introduce the closing skit by reading the following: All this week we have been introduced to a number of friends who have been helping us learn about God and His love for us. Remember that during these first three days of VBS, we have learned that an underdog is someone who may feel that the whole world is against them. They may think that they are not important, or that nothing they do makes a difference. But as we have learned, this does not mean that God does not care about them. Nor does it mean that they do not have a part in His plan. Now let's once again give our attention to tonight's Underdog, Doc Duck, and our Underdog from yesterday, Pennie Penguin.

Mission Offering Project - Remind the children of the Kids Reaching Kids Mission Offering Project, *In His Name: A Place for Children with Special Needs*. Announce the total of the offering collected in the opening session. Encourage the children to share with their friends and family about Kids Reaching Kids, and this year's Mission Offering Project..

Concluding the Closing Session - A great way to wrap up each night of VBS is by closing with a final song. Following the song, take a moment to once again review with the children the key insights and lessons that were taught during VBS that day. Make important announcements for both the children and your leaders. Close the evening in prayer.

**When you face a
Goliath in your life, remember
that all the courage and boldness
you will ever need will
come from God!**





Day 2 Closing Skit



CLOSING SKIT



As the skit opens, we find Pennie Penguin once again holding a tablet or a small laptop and wearing a set of headphones that are plugged into the device. Pennie appears to be enjoying what she is watching as she sings along with a song from the penguin movie she was watching during the opening skit. At that moment, Doc Duck comes running onto the stage and startles Pennie.

Doc: PENNIE! PENNIE! PENNIE!

Pennie: (Startled by Doc's sudden entrance and shouting, Pennie once again almost drops the device she is watching.) Oh, Doc, it's you again.

Doc: Yes, it's me, and I have got some amazing news to share with you!

Pennie: Let me guess; the bear didn't eat you?

Doc: Obviously the bear didn't eat me, but it is more than that.

Pennie: Well, tell me your news.

Doc: I followed your advice. I prayed to God and asked Him to give me strength to be brave and to face the bear in the fishing contest.

Pennie: And did God help you?

Doc: Yes, He did! After I prayed, I felt that He was with me; and I knew that if He was with me that I could face any challenge. Even a challenge from a bear.

Pennie: So, what happened?

Doc: The bear I had to face in the contest turned out to be a really nice guy. When I first saw him I was still scared. He was really big –probably 20 times bigger than me. But I knew that God was with me. I felt Him giving me the courage to go right up to the bear, and I did.

Pennie: And then what happened.

Doc: The bear reached out and shook my hand and told me that he was happy that I was there and that he was impressed with my fishing skills. And coming from a bear, that really meant a lot to me.

Pennie: Sounds like he was just a big teddy bear.

Doc: His name was Teddy. How did you know that?

Pennie: (Smiling as she realized that Doc had not seen the irony in a bear being named Teddy.) Oh, it was just a hunch. So did you win?

Doc: Actually, it turned out that it was not a contest between me and the bear. I had been given some incorrect information. It was actually a fishing demonstration for all types of animals that wanted to become fishermen. The bear was able to show them how he caught fish, and then I was able to show them how I caught a fish; and a number of other animals did the same.

Pennie: I bet you are really glad that God gave you the courage to overcome your fears.

Doc: Yes, I am! That is a lesson that I will never forget. No matter how big the challenge, whether it is real or only in our minds, we must never forget that if we trust God, He will help us. The battle definitely belongs to God.

Pennie: That is really good news. So, did you meet any other interesting animal fishermen at the event?

Doc: Yeah, there were quite a few. I was really impressed with one in particular. A cat named Callie. I may have to bring her by tomorrow to meet you.



Day 3 - Bible Story

Leader - Read the following summary of the story of David. Following the summary, there are a number of discussion questions for you to share with the children. You may need to make adjustments to the questions depending on the educational or age level of the children.

BIBLE STORY



Day 3 Bible Story - David: God's Bold Warrior - I Samuel Chapters 16 & 17. The underdog from the Bible today is David. Unlike some of the other underdogs we have looked at this week, David never felt as though he was an underdog. Rather, it was often those who looked at David and judged him by his appearance alone who thought of David as an underdog.

David was just a young boy when God told the prophet Samuel that He was going to have him anoint a new King for Israel. God had decided that Israel's King Saul was not worthy to be King any longer. God sent Samuel to a man name Jesse who lived in Bethlehem. He told Samuel that he was to anoint one of Jesse's sons to be the new King of Israel. Jesse had eight sons, and many of the older sons appeared to Samuel as excellent choices to be anointed King. But God reminded Samuel that God does not look at people the way others do. God looks at the individual's heart.

God revealed to Samuel that it was Jesse's youngest son, David, who he was to anoint as Israel's next King. The Bible says "from that day on, the Spirit of the LORD came on David with power" (I Sam. 16:13b).

It was not time for David to become King. However, David did find himself serving King Saul soon after he was anointed. King Saul no longer had God's Spirit within him; and because of this, he would become very fearful and would need someone to play the harp to calm him. David was chosen to be that harp player; and as a result, Saul was very pleased with him.

David also continued to travel home to help care for the family's sheep. There were times when the sheep David was watching would be threatened by lions or bears. Despite the fact that David was still very young and did not look very strong to some, he boldly risked his safety to protect the sheep in his care. He even killed a lion and a bear with his bare hands.

A short time later, Saul had to lead his army into war against the Philistines. The Philistines were a group of people who lived near the sea and who caused a lot of problems for Israel. Among the Philistine army was one very strong and powerful soldier named Goliath. Goliath was a giant who stood over nine feet tall. Goliath also had a full suit of armor and large weapons. All of the Israelites were afraid of Goliath, and no one was brave enough to fight him.

One day David came to the battlefield. When he learned that nobody would stand

up to Goliath, he went to Saul and tried to convince Saul to let him take on the Giant. But Saul told David that he was just a boy, and he could not defeat Goliath. But David boldly proclaimed that he was up for the challenge.

BIBLE STORY

David said, "The LORD saved me from the paw of the lion. He saved me from the paw of the bear. And he'll save me from the powerful hand of the Philistine too" (I Samule 17:37). So Saul decided to let David try, and he gave David all of his heavy armor; but David refused. Instead, all that David took into the battle was his sling and five smooth stones. When Goliath saw David he laughed at him. But David stood strong and boldly proclaimed that God was the one whom Goliath was going to be fighting that day.

David said, "The LORD doesn't save by using a sword or a spear. And everyone who is here will know it. The battle belongs to the LORD. He will hand all of you over to us" (I Samule 17: 47).

Then David took one stone and placed it in his sling. And with just one shot, he hit Goliath in the head and killed him. This inspired the entire Israelite army, and they were able to defeat the Philistines.

Discussion Questions

The story of David helps children learn about the importance of having God in their heart. The discussion time for Day 3 will be used to talk about salvation with the children. Make arrangements to have members of the pastoral staff present to help the children who want to made a decision for Christ.

Ask the Children - Has anyone ever told you that you were too young or too small to do something? (Allow children the opportunity to share their experiences with the group.) Say to the Children - There may be times when people might only judge you by what they see on your outside. But just like he did for David, God will look at your heart. And if God is living in your heart, He will give you a boldness like David, which can only come from God.

Say to the Children - There may be some of you here today who have never asked Jesus to come and live inside your heart.

Option 1 - You can have one member of the pastoral staff share with the children how they can invite Jesus into their hearts, and then pray with those who would like to accept Jesus' invitation.

Option 2 - You may choose to use the video "Did You Know" that can be found on the Day 3 resource page. There are two versions, one with and one without a prayer. You can decide which version will fit your situation the best.

Make sure you take down the names of the children who make a decision for Christ. You can download and present to the child a special certificate that the child can share with their family and friends. You can find this certificate on the Day 3 resource page.



Day 3 - Memory Verse

Leader - Depending on the educational level or age of the children, you may choose to have the children attempt to memorize only a portion of the Scripture. In the case of the Day 3 Memory Verse, you may choose to use only one of the two verses. Also, the Doc Duck card that is included with the Daily Theme and Scripture cards features I Samuel 17: 47a. If you plan to distribute these cards to the children, then it would be wise to focus on that verse.

BIBLE MEMORY

I Samuel 17:37a,47

37 "The Lord saved me from the paw of the lion. He saved me from the paw of the bear. And he'll save me from the powerful hand of this Philistine too."

47 "The Lord doesn't save by using a sword or a spear. And everyone who is here will know it. The battle belongs to the Lord. He will hand all of you over to us."

Bible Memory Activity

Our animal underdog for Day 3 is Doc Duck. In honor of Doc Duck, we have created a variation of the game Duck Duck Goose, to help you teach this verse to the children.

Before you start the game, introduce the children to the verse. Write the verse you choose on a whiteboard or a large piece of poster board. The verse should be large enough to easily read and placed in a location where the children can view it while they are playing the game. Have the children read the verse with you a few times. As you do this, encourage the children to say the verse in a rhythm that emphasizes each word. This will be the same rhythm you will have the children use during the game.

How To Play:

1. Have the children sit in a circle facing inward.
2. Choose one child to be "Doc" for the first round.
3. Instead of having the child who is "Doc" say Duck Duck Goose as they move around the circle lightly tapping each child on the head with each word, have the children say the portion of the verse you have chosen together. Leader's should say the verse with them.
4. Unlike the game of Duck Duck Goose, where the person who is "it" decides who they are going to select as the "Goose", the person who will be the "Goose" in this version, will be the one whose head is tapped by "Doc" when the GOOSE word of the verse is reached. The GOOSE word is highlighted in each Scripture passage below.

The Lord saved me from the paw of the lion. He saved me from the paw of the bear. And he'll save me from the powerful hand of this **Philistine** too.

The Lord doesn't save by using a sword or a spear. And everyone who is here will know it. The battle belongs to the Lord. He will hand all of **you** over to us.

5. The child whose head is tapped by "Doc" when "Doc" says "Philistine" in the first verse, or "you" in the second verse, stands to their feet, and running in the same direction around the circle as "Doc", attempts to tag "Doc" before "Doc" sits down in the space where the tagged child had been sitting.

6. If the tagged child is able to tag "Doc" before "Doc" sits down where the tagged child had been sitting, then the child who is "Doc" will continue to be "Doc" in the next round. If the tagged child cannot tag "Doc" before "Doc" makes it back to where the tagged child had been sitting, then the tagged child becomes "Doc" in the next round.



DAY 3 - CRAFTS

CALLIE CAT CRAFTS

The craft idea included on this page was chosen with the goal of giving churches a simple, fun, and effective way to enhance what the children will be learning during Day 3 and all week during the *God of the Underdogs* VBS.



CRAFT IDEA - MY 5 SMOOTH STONES

The craft Idea for Day 3, *My 5 Smooth Stones*, will help reinforce our Day 3 Bible Underdog David's courage and boldness before the giant Goliath. A creative leader can choose to make necessary modifications to the instructions below based on time and the availability of materials.

What is needed: Brown paper sacks (1 per child), river or pond stones*, craft paint**, small paint brushes, markers or crayons, copies of *My 5 Smooth Stones**** bag labels (1 per child), and glue.

** Craft paint colors needed

- RED
- ORANGE
- YELLOW
- GREEN
- BLUE
- PURPLE
- WHITE
- BLACK

***"My 5 Smooth Stones"



* a .5 cu.ft. bag of river or pond stones cost about \$3-\$5, and contain hundreds of stones.




FOLLOW THESE INSTRUCTIONS

1 Children should select 5 smooth stones and 5 colors.** Each of the 8 colors the children can choose from represent a characteristic modelled in the life of our Bible Underdog for Day 3, David. See the Day 3 lesson plan and the "My 5 Smooth Stone" bag label in the Additional Resources section on the Day 3 Resource page at www.gotuvbs.com

3 Children will now color the stones on their "My 5 Smooth Stones" bag label to correspond with five colors they have painted their 5 Smooth Stones. Next to each color, have the children write the characteristic that each color represents. A chart and further explanation of these characteristics, and how David modelled them, is found on the Day 3 Craft lesson plan.



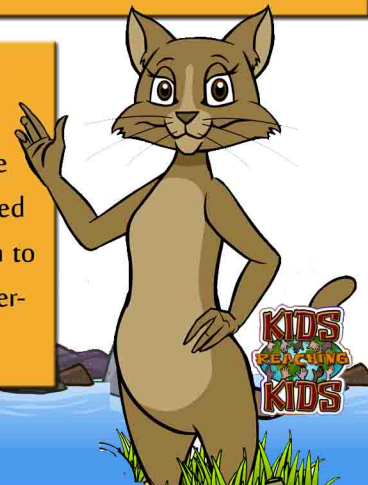
2 Children should paint each of their 5 stones a different color, one each with the 5 colors they have selected. Set stones aside to dry.



4 Finally, give each child a brown lunch bag. Have the children attached their "My 5 Smooth Stones" bag label to their bag. This is the bag that they will place the 5 stones they had previously painted.



The children can use their "My 5 Smooth Stones" to share with their friends and family about the characteristics that David displayed in his life. Encourage the children to also strive to make these characteristics a part of their life.



DAY 3 - SNACKS

On this page you will find a snack idea that you may choose to incorporate into your Vacation Bible School.

LENNIE LION LOUNGE SNACKS



SNACK IDEA - David's 5 Smooth Stones

Ingredients for David's 5 Smooth Stone Cookies

- ★ Small round cookies. Vanilla wafers or sugar cookies would work well.
- ★ 1/4 cup powdered sugar
- ★ 1 TBSP milk
- ★ Black food coloring

*Ingredients above is for 10-15 cookies. You will need to adjust depending on the number of children you have at your VBS. Prepare enough for each child to receive 5 Smooth Stone cookies.

STEP 1

Lay your cookies out on a sheet of wax paper.



STEP 2

Mix 1/4 cup powdered sugar with 1 TBSP milk, and one small drop of black food coloring.



STEP 3

Pour some of the mixture over the top of the cookies. Let cookies stand until mixture dries.



*Add the
verse to the plate
of David's 5 Smooth
Stones.*

*The battle
belongs to
the LORD.*

1 Samuel 17:47



DAY 3 - GAMES



GOLLIATH GAMES

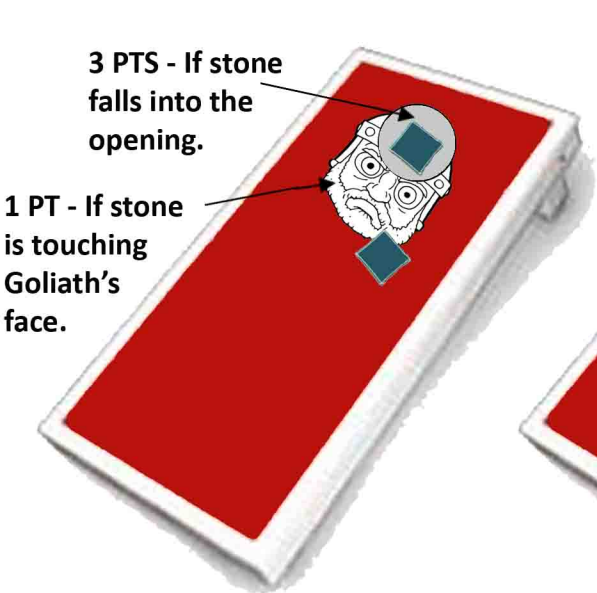
On this page you will find a game ideas that you may choose to incorporate into your Vacation Bible School.

DAVID AND GOLIATH STONE TOSS

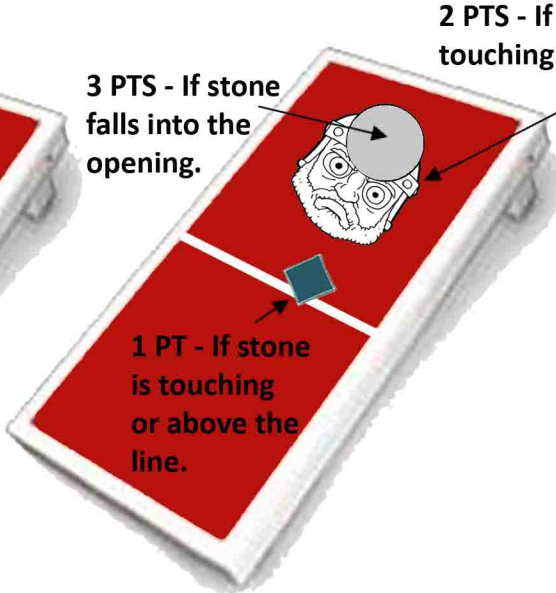
What You Need For Two Teams - (2) CORNHOLE BOARDS, (10) BEAN BAGS, (2) GOLIATH HEADS*.

INSTRUCTION - Print off (2) Golliath Head* images that can be found in the Additional Resources section of the Day 3 - David webpage on the www.gotuvbs.com website. Cut out the circle on each image, then attached one image to each of the Cornhole boards. (*See picture below)

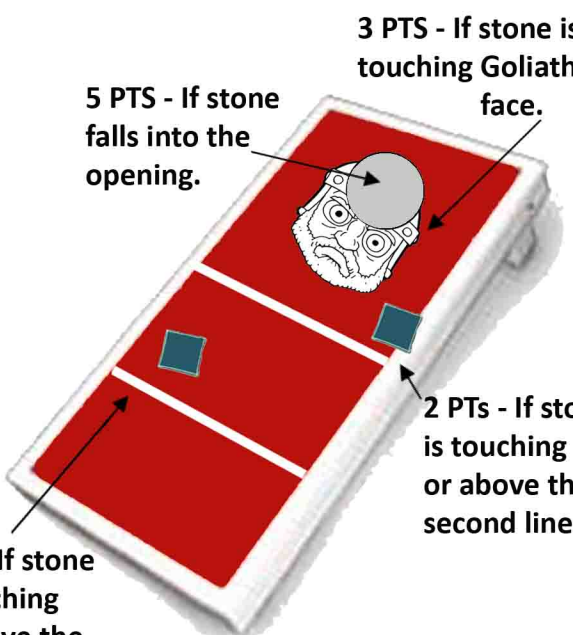
Divide children up into teams. Each child will be given a turn. Each child will attempt to throw their teams 5 bean bags, which for this game we will call David's 5 Smooth Stones. from a pre-determined distance into the opening of Goliath's forehead, or as close to the openign as possible. The bean bags (stones) that land on the Cornhole board, must remain on the board until the child has thrown all 5 bags (stones). If the child hits one of their bags (stones) they had previous thrown, where the bad (stone) ends up will determine the points value for each bag (stone). Once each child has had a turn, total up all the points scored by each team member to determine a winner. There are a number of ways you can score this game. Some examples have been included below.



SCORING OPTION #1



SCORING OPTION #2
Add A Center Line



SCORING OPTION #3
Add Two Lines

Want to build your own Cornhole board?
Visit this Website
www.cornholehowto.com

*GOLIATH HEAD images can be downloaded and printed off from the Day 3 - David webpage Additional Resources section.



★ Day 3 - Spiritual Lesson

To be shared with the children following the game.

When you face a Goliath in your life, remember that all the courage and boldness you will ever need will come from God!



DOC DUCK DISCIPLESHIP LESSON PLAN - DAY 3



DOC DUCK DISCIPLESHIP

The following is a lesson plan that you can use with the **DOC DUCK DISCIPLESHIP** section on page 2 of the Day 3 Student Activity Sheet. Below is the same content that is found on the Student Activity Sheet. Read the information provided and lead the children through the questions. Some additional discussion aids have been added below to help you guide the children through this activity.

(Say) The Scripture passage on page one was taken from a larger passage of Scripture, 1 Samuel 17 & 18, and it includes the story of David and Goliath. Just like David, disciples of Jesus Christ live in a world where people who don't know Jesus Christ as their personal Savior are unable to see the power that is found in a Christian's heart. When someone accepts Jesus Christ as their Savior, He comes and lives inside their heart, and they become His disciple. A disciple that surrenders control of his life to Jesus will feel the power of the Holy Spirit working in their lives. This power gives the disciple a confidence and a boldness that is found nowhere else. If you have never accepted Jesus as your personal Savior, talk with a pastor or an adult leader at your church to learn how.

(Say) The boldness and power that David used to defeat Goliath was a boldness and power that came from God living in David's heart. **(Ask)** Are you facing any Goliaths in your life? **(Say)** A Goliath is any problem or situation in your life that seems too big for you to handle. **(Allow children the opportunity to share their responses.)** **(Say)** Think about what Goliaths are troubling you, and write them on the lines below. **(Allow the children time to write down any Goliaths they are facing. Consider offering some examples to help the children get started. The list below contains some common Goliaths faced by children.)**

**COMMON GOLIATHS
CHILDREN FACE***

- Bullies
- Having Few Friends
- Sickness in the Family
- Fear of Failing
- Difficulties with School Work
- Hunger
- Physical Disabilities

* Depending on the age or grade level of the children, you may need to take some extra time to explain these Goliaths.



Goliaths in My Life

1. _____
- _____
2. _____
- _____

Some of the issues facing children today may be very personal. Some of the children may not feel comfortable writing them down. Assure these children that if that is the case, they don't need to write them down. Also, some of the children may be willing to write them down, but they may not necessarily feel comfortable letting other children see their Goliaths. Explain to the children that the Goliaths they are facing may be personal, and they should respect the other children's privacy. **(Say)** Take some time every day to pray to God, asking Him to give you the boldness and power to overcome your Goliaths.

THE GOD OF THE UNDERDOGS




PENNIE PENGUIN MISSIONS LESSON PLAN - DAY 3

Embracing missions is an important aspect of being a disciple of Jesus Christ. When you help children come to an understanding of the importance of supporting missions at a young age, you help shape them into a missions minded Christian focussed on reaching out to help others in Jesus name. Including a missions focussed activity as a part of your Vacation Bible School rotation is will help you begin to make this a reality. The Student Activity sheet for each day includes a Pennie Penguin Missions focus. On page 2 of the Day 3 - Student Activity sheet, you will find the information briefly describing a ministry that Kids Reaching Kids has recently supported. Take a few moments to read over the information about CIS Serving People with Special Needs - Ukraine & Russia - Eurasia Region.,with the children. In addition to the information found on the Student Activity sheet, you can also find the fund distribution informational page on the Day 3 - David webpage. This page provides additional information about this ministry that you can share with the children of your local church.



Fund Distribution Page

Day 3 - Pennie Penguin Missions →
Activity Sheet



CIS Serving People with Special Needs Ukraine & Russia

During the Soviet reign in what is now the Commonwealth of Independent States (CIS), people with physical or mental disabilities were hidden away in government-run facilities in order to create the illusion that Soviet families were perfect. Children and adults with special needs did not interact with the regular community; instead they were taken outside of city limits where few people would come into contact with them. Within the government facilities, they lived in poor conditions and were often neglected by the staff. They were not treated like people worthy of love. After the collapse of the Soviet Union, CIS countries were often unequipped to know how to make children and adults with disabilities a part of their communities. The Church of the Nazarene has stepped in to model compassionate care towards these individuals with special needs. Thanks to children who contributed to the His Hands Mission Offering Project in 2012, Kids Reaching Kids was able to contribute to this ministry effort. Through this year's Mission Offering Project, In His Name, children once again have an opportunity to help fund existing ministries like CIS Serving People with Special Needs and other ministries that are working to make a place for children with special needs For more information visit

www.krknaz.com



The 2015 Kids Reaching Kids Mission Offering Project, **In His Name**, is raising money for ministries like Caring for Children with Disabilities that specialize in ministering to children with special needs. When you visit the Kids Reaching Kids website at www.krknaz.com, you can find resources you can use to further inform the children about the types of ministries and children the offering will impact.



GOD OF THE UNDERDOGS

VACATION BIBLE SCHOOL

★ PRAYER ★ THE WORD ★ DISCIPLESHIP ★
STUDENT ACTIVITY

DAY 3 ★ DAVID

1 SAMUEL 17:37,47



Name _____



PRAYER

Dear Jesus,

When I am scared or afraid, I need Your help to be bold.
I need You to live in my heart. I want You to be my Lord
and Savior. Amen

Unscramble each of the key words below that come from 1 Samuel 17:37,47. Then copy the letters in the numbered circles to the circles in the key phrase with the same number below.

LODR



NOIL



DAEVS



BAER



LASU



SORDW



PERSA



LBTATE



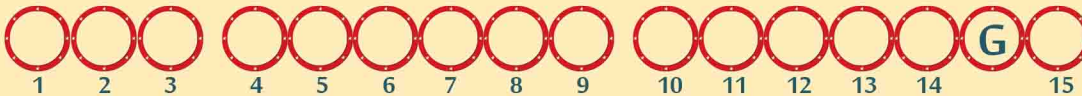
FEPRULWO



TPNISEHIL



KEY PHRASE



THE WORD

1 SAMUEL 17:37,47

37 "The Lord saved me from the paw of the lion.
He saved me from the paw of the bear.
And he'll save me from the powerful hand of this
Philistine too."

Saul said to David, "Go. And may the Lord be with you."

47 "The Lord doesn't save by using a sword or a spear.

And everyone who is here will know it.

The battle belongs to the Lord.

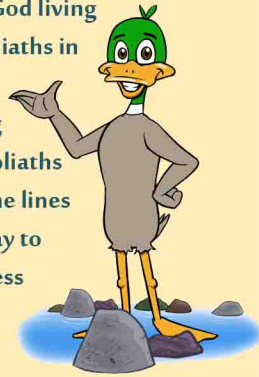
He will hand all of you over to us."



DOC DUCK DISCIPLESHIP

The Scripture passage on page one was taken from a larger passage of Scripture, 1 Samuel 17 & 18, and it includes the story of David and Goliath. Just like David, disciples of Jesus Christ live in a world where people who don't know Jesus Christ as their personal Savior are unable to see the power that is found in a Christian's heart. When someone accepts Jesus Christ as their Savior, He comes and lives inside their heart, and they become His disciple. A disciple that surrenders control of his life to Jesus will feel the power of the Holy Spirit working in their lives. This power gives the disciple a confidence and a boldness that is found nowhere else. If you have never accepted Jesus as your personal Savior, talk with a pastor or an adult leader at your church to learn how.

The boldness and power that David used to defeat Goliath was a boldness and power that came from God living in David's heart. Are you facing any Goliaths in your life? A Goliath is any problem or situation in your life that seems too big for you to handle. Think about what Goliaths are troubling you, and write them on the lines below. Take some time every day to pray to God, asking Him to give you the boldness and power to overcome your Goliaths.



Goliaths in My Life

1. _____

2. _____

PENNIE PENGUIN MISSIONS



CIS Serving People with Special Needs Ukraine & Russia

During the Soviet reign in what is now the Commonwealth of Independent States (CIS), people with physical or mental disabilities were hidden away in government-run facilities in order to create the illusion that Soviet families were perfect. Children and adults with special needs did not interact with the regular community; instead they were taken outside of city limits where few people would come into contact with them. Within the government facilities, they lived in poor conditions and were often neglected by the staff. They were not treated like people worthy of love. After the collapse of the Soviet Union, CIS countries were often unequipped to know how to make children and adults with disabilities a part of their communities. The Church of the Nazarene has stepped in to model compassionate care towards these individuals with special needs. Thanks to children who contributed to the His Hands Mission Offering Project in 2012, Kids Reaching Kids was able to contribute to this ministry effort. Through this year's



Mission Offering Project, In His Name, children once again have an opportunity to help fund existing ministries like CIS Serving People with Special Needs and other ministries that are working to make a place for children with special needs. For more information visit



www.krknaz.com.

★ DAY 3 - SUMMARY ★

- ★ David defeated Goliath the _____.
- ★ The LORD doesn't save by using a S _____ D or a S _____ R..
- ★ The Day 3 Theme - The _____ will _____ you. The B _____ belongs to the _____ D.
- ★ The Day 3 Memory Verse is from 1 Samuel 17:37,47. Share this verse with a friend or family member.

